



State of Palestine
Municipality of Gaza



Payment

Official Payment Methods Guide – Municipality of Gaza





دولة فلسطين
State of Palestine

بلدية غزة
Municipality of Gaza

■ Objective of the Guide

This guide aims to clarify the officially approved methods for transferring funds to the Municipality of Gaza, including both local and international transfers, in order to ensure their secure and organized delivery, facilitate dealings with entities and individuals in various locations, and promote transparency and reliability in the receipt of funds.





دولة فلسطين
State of Palestine

بلدية غزة
Municipality of Gaza

▪ Privacy Policy

We place great importance on your privacy and are committed to protecting the personal data you provide when using our platforms or communicating with us. We collect certain basic information, such as your name, email address, and phone number, for the purpose of enhancing effective communication. We assure you that we do not share or sell your data to any third party without your consent, and we employ the highest security standards to safeguard it. Additionally, we use cookies to improve your experience on our websites. For more details, you may contact us at: pr@mogaza.org.





دولة فلسطين
State of Palestine

بلدية غزة
Municipality of Gaza

▪ Policy for Refunds

At Municipality of Gaza, we are committed to ensuring transparency and fairness in all financial transactions and highly value the trust of our donors and fund transferors. A refund request may be submitted within 30 days from the date of transfer in cases of error or unintentional transfer, provided that the request includes the transaction number and relevant details. Requests are reviewed within 7 business days, and if approved, the amount will be refunded to the original payment method. For more information, please contact us at: pr@mogaza.org.

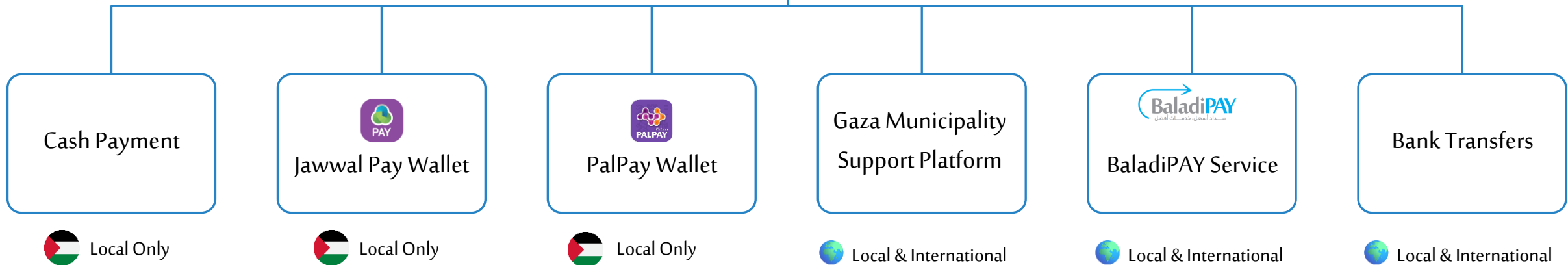




دولة فلسطين
State of Palestine

بلدية غزة
Municipality of Gaza

Money Transfer Methods for Municipality of Gaza






دولة فلسطين
State of Palestine

بلدية غزة
Municipality of Gaza

Bank Transfer Data

 Local & International





دولة فلسطين
State of Palestine

بلدية غزة
Municipality of Gaza

1. Bank of Palestine

 Local & International



- Company Name: MUNICIPALITY OF GAZA
- Bank Name: Bank of Palestine
- Bank Address: Gaza - Omar Mukhtar Street
- Account Number: 506300
- SWIFT/BIC Code: PALSPS22
- IBAN - ILS: PS77 PALS 0451 0506 3000 9930 0200 0
- IBAN – USD: PS92 PALS 0451 0506 3000 0130 0200 0
- IBAN- EURO: PS97 PALS 0451 0506 3000 3330 0200 0





دولة فلسطين
State of Palestine

بلدية غزة
Municipality of Gaza

2. Arab Islamic Bank

 Local & International



- Company Name: MUNICIPALITY OF GAZA
- Bank Name: Arab Islamic Bank
- Bank Address: Gaza-Al Rimal
- Account Number: 18001800
- SWIFT/BIC Code: AISBPS22
- IBAN - ILS: PS29 AISB 1803 2011 0118 0018 0000 1
- IBAN – USD: PS85 AISB 1802 2011 0118 0018 0000 1
- IBAN- EURO: PS57 AISB 1805 2011 0118 0018 0000 3





دولة فلسطين
State of Palestine

بلدية غزة
Municipality of Gaza

3. Palestine Islamic Bank

 Local & International



البنك الإسلامي الفلسطيني
Palestine Islamic Bank

- Company Name: MUNICIPALITY OF GAZA
- Bank Name: Palestine Islamic Bank
- Bank Address: Gaza - Omar Mukhtar Street
- Account Number: 2091999
- SWIFT/BIC Code: PIBCP522
- IBAN - ILS: PS24 PIBC 0831 2091 9990 0331 0000 0
- IBAN – USD: PS54 PIBC 0831 2091 9990 0131 0000 0
- IBAN- EURO: PS09 PIBC 0831 2091 9990 0431 0000 0






دولة فلسطين
State of Palestine

بلدية غزة
Municipality of Gaza



BaladiPAY Service

 Local & International

An electronic payment service that enables secure and convenient payments to the Municipality of Gaza through an international payment

gateway, using MasterCard or Visa credit cards from anywhere in the world.





دولة فلسطين
State of Palestine

بلدية غزة
Municipality of Gaza


Usage Instructions

- Open the link in your web browser using the following

URL  https://gaza-city.org/baladi_pay, or scan the QR code.



- Follow the instructions to enter your payment details.
- Confirm the payment and wait for the confirmation message.
- You will receive a payment receipt via email upon successful completion of the transaction.

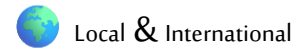




دولة فلسطين
State of Palestine

بلدية غزة
Municipality of Gaza

Municipality of Gaza Support Platform



A specialized electronic platform for launching fundraising campaigns and projects in support of Municipality of Gaza.







دولة فلسطين
State of Palestine

بلدية غزة
Municipality of Gaza

Usage Instructions

- Access the platform via the following link  <https://gaza-city.org/campaigns>, or scan the QR code. 
- Browse the available campaigns, select the campaign you wish to support, then click the "Donate Now" button.
- Fill in the donation details such as name, email, and amount.
- After verifying the accuracy of the information, click the "Submit" or "Pay" button, then the user will be redirected to the payment confirmation page.
- Upon successful donation, an official electronic receipt containing the transaction details will be sent to the user via email.
- Users can return to the platform later to view campaign updates, progress percentages, and interim reports issued by the municipality regarding the implementation of the supported project.





دولة فلسطين
State of Palestine

بلدية غزة
Municipality of Gaza



PalPay Wallet



Local Only





دولة فلسطين
State of Palestine

بلدية غزة
Municipality of Gaza

Payment Process Steps

- Log in to the Bal Pay app: The user begins by logging into the Bal Pay application using fingerprint authentication or login credentials.
- Select payment via QR code: The user chooses the option to pay using the QR code.
- Scan the QR code: The app opens the camera to enable the user to scan the Municipality's of Gaza QR code
- Payment confirmation: The screen displays the payment details
(Municipality of Gaza name, the amount to be paid, and the account to be debited).
- Transaction confirmation: The user confirms the payment within the app (e.g., by using fingerprint or facial recognition).





دولة فلسطين
State of Palestine

بلدية غزة
Municipality of Gaza



Jawwal Pay Wallet



Local Only





دولة فلسطين
State of Palestine

بلدية غزة
Municipality of Gaza

QR Code Payment

- Open the Jawwal Pay app, log in, then select the "Pay Using QR Code" option.
- Scan the Gaza Municipality QR code.
- Select the bank account (if multiple accounts are available) to be debited.
- Confirm the transaction using either fingerprint or facial recognition.



الشركة الوطنية للدفع الإلكتروني

للدفع يرجى مسح الرمز



المحفظة الإلكترونية

[بلدية غزة]





دولة فلسطين
State of Palestine

بلدية غزة
Municipality of Gaza

Cash Payment





دولة فلسطين
State of Palestine

بلدية غزة
Municipality of Gaza

Cash Payment

Municipality of Gaza allows direct cash payments at one of its offices by following these steps:

- Visit the municipality of Gaza office or an authorized payment point.
- Provide the relevant employee with the payment details.
- Hand over the cash amount and receive an official stamped paper receipt as proof of the transaction.
- Please keep the paper receipt as a reference for any future inquiries.
- Cash payments are only accepted during official working hours.






دولة فلسطين
State of Palestine

بلدية غزة
Municipality of Gaza

Contact and Inquiries:

For any inquiries or feedback related to payment processes or methods, we welcome your contact through the following channels:

- Email: pr@mogaza.org.
- Website: www.gaza-city.org.
- Social media channels on Facebook, Twitter (X), and Instagram
-  Address: Gaza Municipality –Omar Al-Mukhtar Street –Gaza Strip, Palestine.





Thank You for Your Support and Trust,

Municipality of Gaza

